




# ENERG




WHIRLPOOL

FFD 11469E BCV BE



**A**

**53 kWh** /  100



**11,0 kg**



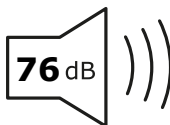
**4:00**



**54 L**



A**B**CDEFG



A**B**CD